

# Hillcross Primary School



## **Year Two Welcome Meeting**

At Hillcross we nurture our children to think critically and creatively within a collaborative community.



# Attendance and Punctuality



- **Attendance** at school is paramount to ensuring your child continues to learn and develop. If children miss sections of their learning it can become difficult to ensure they catch up on missed skills. **Children benefit greatly from consistent periods of time in school.**
- **Punctuality** is also crucial to ensuring a relaxed and smooth start to the day. The staff will carry out specific work every morning with the specific children, so please try to arrive as close to **8.30am** as you can.
- **School starts at 8.30am each morning (indicated by the school bell).**
- **At 8.45am a second bell rings and this means that all classroom doors and school gates will be locked.** Registers are closed so if you arrive on or after the second school bell you will need to take your child to the school office to sign in and they will be recorded as late- this can upset children greatly too.
- **School finishes at 3pm, gates will open soon before.** Children will be dismissed directly from their class doors to a known adult. If someone different is collecting your child, please inform staff beforehand as we will not let children go with another adult without your permission - they will also have to know the unique safeguarding password that you put on your school admissions form.
- **School gates are closed at 3.10pm** so if you do not enter and exit between these times, you will have access to the Ashridge entrance only.

**Nurturing our children to think critically and creatively within a collaborative community.**

School Values: aspiration, challenge, compassion, responsibility and respect



# School Uniform



## School Uniform

- Maroon long sleeved cardigan or V-neck sweatshirt with school logo.
- White or maroon short sleeved polo shirt (with or without logo) or white shirt/blouse.
- Grey tailored pinafore dress, skirt, skort, shorts or trousers. Clothing should be knee length and tight pencil skirts are not appropriate as they are too restrictive.
- White, grey or black socks or tights (no leggings to be worn under uniform).
- If your child wears cycling shorts, or similar, under a school skirt or dress, these must be **white**, black or grey and **must not be seen below the hem**.
- **Plain black shoes** (not sling-back, open toed or heeled) **or trainers** (no coloured markings) with Velcro fastening until children can manage their own shoelaces/buckle. No boots, plimsolls, canvas pumps or coloured trainers.

### Warm Weather Options

- Pink/white or red/white checked summer dress (**no all in one or 'hybrid' versions**).
- White/black closed toe leather sandals (in summer).

### Other compulsory Uniform Items


- Hillcross Logo School Rucksack (Small rucksacks or book bags are available for children in EYFS & KS1). One small discrete key ring may be attached to help your child identify their bag.
- Transparent Water Bottle:
  - From September 2024, Nursery and Reception will have a maroon or white lid. Alternatively, parents can source their own transparent water bottle with a black, white, grey or maroon lid/tint. *(If as an existing parent you have purchased a different coloured lid already you do not need to purchase a new one unless you want to.)*
  - Year 1 to Year 6 children will have a house team coloured lid. Alternatively, parents can source their own transparent water bottle in their child's house colour (see picture for colour guide).
- Sunhat - Hillcross logo hat recommended (no visors as these do not provide full protection).



## PE Kit (Year 1 to Year 6)

The PE kit listed is considered to be part of our school uniform and children should wear this to school on their confirmed PE day/s. Trainers for PE should be black, but please remember how often these get lost and that they will be worn in muddy conditions, so do not send your child to school with expensive trainers

- PE sweatshirt with school logo.
  - (From Sep 2024) Year 1-Year 6: a plain t-shirt in your child's house colour; **nursery and reception children will wear a plain white t-shirt**.
  - **Plain black** jogging bottoms or thick black leggings (no logos).
  - **Plain black** shorts or thick black cycling shorts **no shorter than mid thigh** (no logos).
  - Black indoor plimsolls or trainers for indoor sports (These must not have been worn outside, as they are required to protect the gym floor).
  - Black outside trainers for outdoor sports (In the sports arena or field).
  - School logo drawstring PE bag to store kit.
- \*Please note earrings must be removed or covered with plasters (please provide plasters).



### Indoor Shoes for PE Lessons in the Gym

We ask families to purchase indoor trainers/plimsolls for use in the school gym so that if the weather does not allow for PE lessons to take place outside, the lessons can be held inside. For health and safety reasons, we cannot allow children to take part in games such as football, basketball or tag rugby in bare feet. Whilst we appreciate that there may be periods of time that Teams are lucky with the weather and all their PE lessons take place outside, we cannot predict whether or not this will be the case. If it rains and a lesson has to take place inside, if children do not have indoor footwear, they cannot take part in the lesson. You will be aware that lessons are sequential and skills are developed and built upon each week, which puts those children who miss lessons at a disadvantage.

Please remember to label all items of your child's uniform - this includes shoes, lunchboxes and water bottles.

Nurturing our children to think critically and creatively within a collaborative community.

School Values: aspiration, challenge, compassion, responsibility and respect

# Welcome to Year Two



**Carina Morris**

Class Teacher and Phase Leader  
Team Cedar

**Jane Buckett**

Class Teacher  
Team Yew

**Angela Smith**

Teaching Assistant  
(Both Teams)

**Isobel Desa**

Teaching Assistant  
(Both Teams)

**Holly Arnot**

Class Teacher (Thursdays)  
Team Cedar

**Nurturing our children to think critically and creatively within a collaborative community.**

School Values: aspiration, challenge, compassion, responsibility and respect



# The Hillcross Curriculum

At Hillcross we have designed a bespoke curriculum that is reviewed and developed over time so that it incorporates all elements of the National Curriculum whilst considering the specific needs of the children in our school community.

Careful consideration has been given to what content is crucial for our children to learn and the best contexts in which they can learn this. Our curriculum is accessible and relevant to all children and reflects and celebrates the diversity of our school community and society as a whole.

As part of our Thinking School status we encourage children to use a wide range of vocabulary effectively to think deeply about and discuss what they encounter - reading is an integral part of this.

**Nurturing our children to think critically and creatively within a collaborative community.**  
School Values: aspiration, challenge, compassion, responsibility and respect

# Monitoring of Progress



From Year One, children's progress and attainment are measured against statements directly linked to the National Curriculum Programmes of Study each term. This performance data and your child's progress is communicated to parents at parents' evening and in the end of year reports.

**Termly Progress Celebration evenings** also offer families the opportunity to come in and see the learning in the children's Writing, Maths and Topic books. Staff won't be available to speak to you during these evenings, it is however an opportunity for you and your children to sit and look at their learning (and the learning environment) together.

At various points across the year, you will either be invited into school or be able to see them in videos (via Google Classroom) to celebrate learning. This includes a Christmas Carol Service and Year 2 performance in Spring term.

# KS1 Sats

Although end of KS1 assessments became non-statutory from the 2023/24 academic year onwards, we will continue to assess the attainment and progress of our Year 2 children using previous end of KS1 assessment frameworks and optional SATs papers which the children will sit in the Summer term.

The children will complete:

2 x reading papers

1 x math arithmetic paper

1 x math reasoning paper

1 x spelling paper

1 x punctuation and grammar paper



# The Learning Environment






At Hillcross we believe the classroom (or any given learning environment) should be organised to support children's access to and engagement with their learning, helping to build the children's independence as a learner. A positive and safe learning environment will help to ensure children can **focus on their learning, develop positive attitudes** and **give them the 'space' and confidence to take risks and meet challenges set.**

We involve children in the creation their class environment to create a sense of ownership which supports teaching and learning and promotes young children's physical, mental and emotional well being. Clear routines and rules will be displayed in the classroom to ensure all children are upholding our values and high behaviour expectations. The children create the Class Charter (linked to the The United Nations Convention on the Rights of the Child- UNCRC) together.

**Nurturing our children to think critically and creatively within a collaborative community.**  
School Values: aspiration, challenge, compassion, responsibility and respect



## Class Charter for Team Cedar

As <u>Rights Holders</u> , we have the Right to:	As <u>Rights Holders</u> , we will Respect our Rights by:	As <u>Duty Bearers</u> , the Adults will Respect your Rights by:
<p>Article 3:</p>  <p>Article 12 and 13:</p>  <p>Article 28:</p> 	<ul style="list-style-type: none"> <li>● using kind hands and kind feet.</li> <li>● only walking when we are inside the building.</li> <li>● using our inside voices.</li> <li>● respecting each other and each other's ideas.</li> <li>● respecting and looking after our classroom environment.</li> <li>● always trying our best and <u>give</u> things a go.</li> <li>● always focussing during learning time.</li> </ul>	<ul style="list-style-type: none"> <li>● listening to you.</li> <li>● acting with empathy and compassion.</li> <li>● making your learning interesting and active.</li> <li>● planning and sharing learning in a way that you can understand.</li> <li>● being firm, but fair.</li> <li>● challenging you to do your best.</li> </ul>

**Nurturing our children to think critically and creatively within a collaborative community.**  
 School Values: aspiration, challenge, compassion, responsibility and respect

# Educational Visits in Year Two

Autumn 1	Autumn 2	Spring 1	Spring 2	Summer 1
London bus tour	Florence Nightingale Museum  Christmas Journey at St Martins Church	iMax cinema	Year 2 Great Fire of London performance	African drumming and dance workshop




# The Hillcross Curriculum

During Year Two, we focus on these 6 topics, as well as trailblazers chosen by the children themselves. Trailblazers are topics which the children are keen to explore and a decision is reached through a democratic vote.

Autumn 1	Autumn 2	Spring 1	Spring 2	Summer 1	Summer 2
London Landmarks	Hearts and Lanterns	Under the Sea	Disaster Strikes	A Journey to Discovery	Whole School Topic

# The Hillcross Curriculum

The Hillcross website has an abundance of information to inform you as parents about your children's learning. Please take to have a look at each of the subjects to find out more.



[Home](#) [Our Learning](#) [The Hillcross Curriculum](#)

## The Hillcross Curriculum

Our **Curriculum Intent** sets out the aims and scope of our curriculum. The subject progression grids outline the knowledge and skills that our children will gain at each stage through the school's curriculum. At Hillcross, we have designed a bespoke and ever-changing curriculum that considers what end points the curriculum is building towards and incorporates all elements of the National Curriculum. We also carefully consider the specific needs of the children in our school community, what content is crucial for them to learn and the best contexts in which they can learn this. Our challenging and innovative curriculum reflects and celebrates the diversity, promotes and sustains children's interest and enthusiasm for learning and inspires them to take action to engage with, and influence, local, national and global issues.

**Subject Progression Grids** carefully sequence the acquisition of knowledge and the application of skills in our curriculum for each subject and across all year groups. This enables us to offer an ambitious and aspirational curriculum journey to our children. The element of these grids that show the content of the curriculum for each subject can be found on each subject page.

**Curriculum implementation** refers to how the planned curriculum is delivered to the children - the method and practises used to facilitate learning. It is about the teaching and assessment of learning that takes place every day to enable children to make progress, the interactions between people, the learning environment and the learning tasks themselves; the resources made available; and the opportunities provided. The teaching method and practises (pedagogy) at Hillcross can be accessed by clicking on the link on the right-hand side of this page.

The positive **impact of the curriculum** on the children's learning and development is significant. We are really proud of what our pupils achieve as a result of their learning across the curriculum. For specific information about how our children progress through each subject's curriculum, please see the **Subject Stories** that can be found on the subject pages by clicking the relevant link on the right-hand side of this page.

[Curriculum Intent](#)

[Curriculum Implementation](#)

[Curriculum Evening 14th Sept 2023](#)

[Curriculum Presentations 2023/24](#)

[A Thinking School](#)

[A Rights Respecting School](#)

[An Eco-School](#)

[A Healthy School](#)

[Mental Health and Wellbeing](#)

[SEND](#)

[Early Years Foundation Stage](#)

[Art & Design](#)

[Computing](#)

[Design & Technology \(DT\)](#)

[English](#)

[Languages \(Spanish\)](#)

[Geography](#)

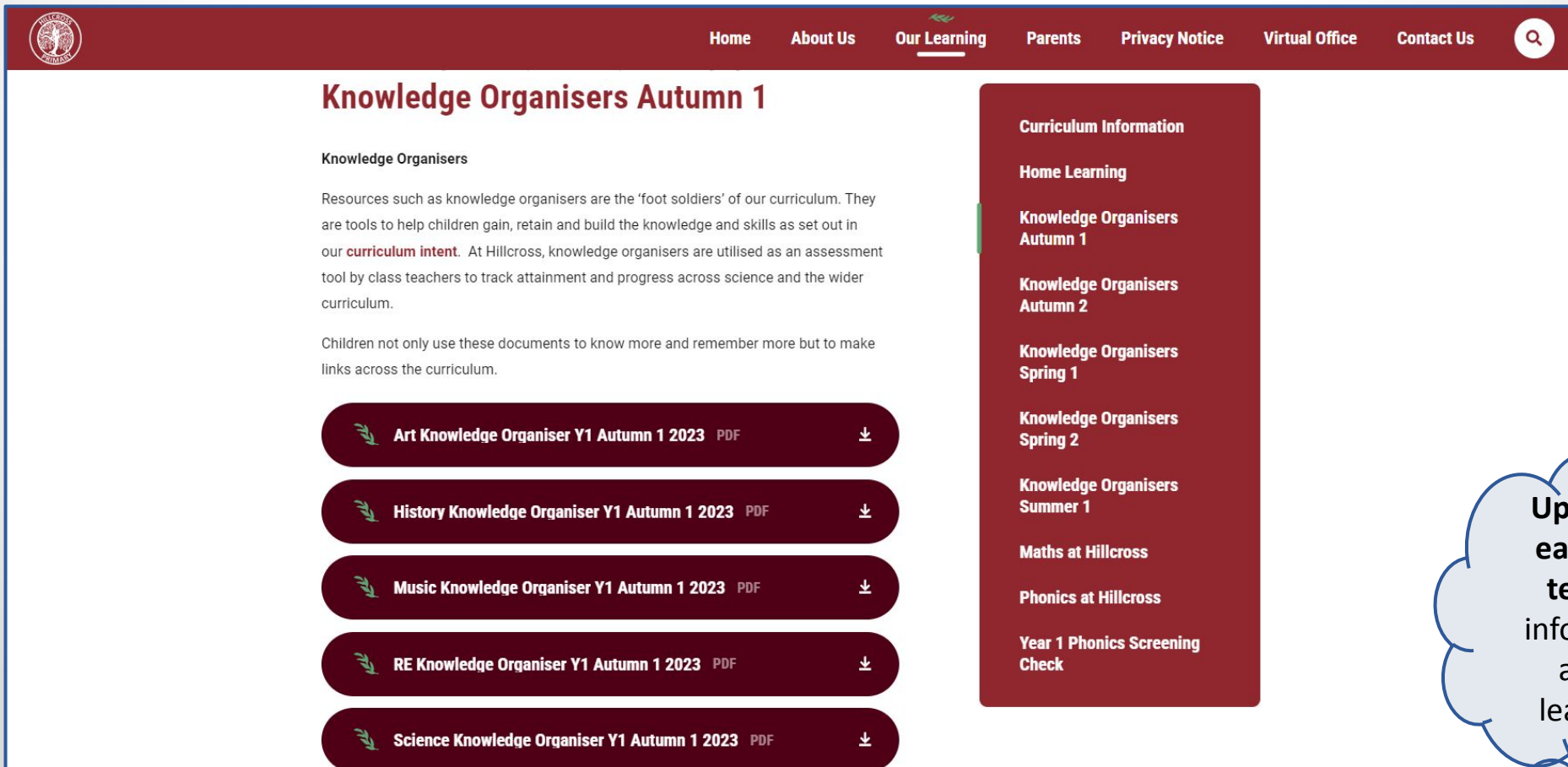
[History](#)



# Knowledge Organisers

Knowledge Organisers are the 'foot soldiers' of our curriculum. They are tools to help children gain, retain and build the knowledge and skills as set out in our **curriculum intent**.

Children not only use these documents *to know more and remember more* but to make links across the curriculum.



The screenshot shows the website's navigation bar with links for Home, About Us, Our Learning (highlighted), Parents, Privacy Notice, Virtual Office, and Contact Us. The main content area is titled 'Knowledge Organisers Autumn 1' and includes a description of their role as 'foot soldiers' of the curriculum. Below the text is a list of five knowledge organiser PDFs for Year 1 in Autumn 1, 2023: Art, History, Music, RE, and Science. A sidebar on the right lists various curriculum resources, with 'Knowledge Organisers Autumn 1' highlighted. A blue cloud-shaped callout on the right contains the text 'Upload each term information about learning'.

**Knowledge Organisers Autumn 1**

**Knowledge Organisers**

Resources such as knowledge organisers are the 'foot soldiers' of our curriculum. They are tools to help children gain, retain and build the knowledge and skills as set out in our **curriculum intent**. At Hillcross, knowledge organisers are utilised as an assessment tool by class teachers to track attainment and progress across science and the wider curriculum.

Children not only use these documents to know more and remember more but to make links across the curriculum.

- [Art Knowledge Organiser Y1 Autumn 1 2023 PDF](#)
- [History Knowledge Organiser Y1 Autumn 1 2023 PDF](#)
- [Music Knowledge Organiser Y1 Autumn 1 2023 PDF](#)
- [RE Knowledge Organiser Y1 Autumn 1 2023 PDF](#)
- [Science Knowledge Organiser Y1 Autumn 1 2023 PDF](#)

**Curriculum Information**

- Home Learning
- Knowledge Organisers Autumn 1**
- Knowledge Organisers Autumn 2
- Knowledge Organisers Spring 1
- Knowledge Organisers Spring 2
- Knowledge Organisers Summer 1
- Maths at Hillcross
- Phonics at Hillcross
- Year 1 Phonics Screening Check

Upload each term information about learning

# Knowledge Organisers- here are some examples



Hillcross Primary School




2. How did Andy Warhol make his art?

- He used bright colours.
- Used silk screens to print his art work.

4. Can I use secondary colours to make a print? (Using London Landmarks)

- Create a design in my stamp linked to London landmarks.
- Mix a range of secondary colours to paint the background then print my design on top.



## London Landmarks

Can I use secondary colours to make a London print?

1. Who was Andy Warhol?

- He was an artist in the 1950s.
- He was a pop artist—this is someone who uses popular items to inspire their art.
- He used who used primary and secondary colours.
- He printed his artwork and the person or item stayed the same but the colours changed.




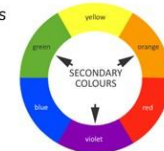
### Applying past knowledge

This learning links to Year 1 when you looked at creating tints in primary colours for your William Morris designs.

Year 2—Knowledge organisers 2023/24

3. How can I make secondary colours?

- mix 2 primary colours together to create a secondary colour.



### Key words

**Pop art** - is a style of art based on simple, bold images of everyday items, such as soup cans, painted in bright colours.

**Primary colours**—are used to create all other colours. They are red, yellow and blue.

**Secondary colours**—a secondary colour is created when 2 primary colours are mixed together.

Shade—



Tint—



# Knowledge Organisers- here are some examples



Hillcross Primary School

## Key Vocabulary

**Living**— a thing can move, breathe and eat

**Dead**—a thing that can no longer move, breathe or eat

**Never been alive**—something has never been able to move, breathe or eat.

**Basic needs**— needs to stay alive

**Shelter**—a place to keep you safe

**Habitat**—a place where animals live

**Micro- habitat**—small home



## Science Capital

### Jobs that you could do:

**Wildlife technicians** assist with the management of wildlife species and the preservation of habitats .

**Animal behaviourists** often work on veterinary referral, helping the owners of companion animals such as dogs, cats, horses, rabbits and birds resolve behavioural problems

## London Landmarks

### Where does it live?

1. Investigation: Is a deciduous tree dead in winter? Is it living or non-living?

- Look at different trees and decided if they are deciduous (lose their leaves in winter) or evergreen (keep their leaves in winter).



3. Investigation: How do the conditions in a habitat affect the plants and animals that live there?

- Investigate different plants and animals Found in different places in the school grounds (under a log, on a path, under the bush, on the grass etc. Why are they living here? How does the habitat support them?



Carolus Linnaeus was a conservation worker. He investigated living things and their habitats.

### Links to previous learning..

This learning links to your work in Year 1 where you identified different animals and what made them unique.

Year 2 Knowledge organisers 2023-24



2. Where does this animal live?

Mountainous and Polar Habitat.



Aquatic



Grassland



Desert




Forest



4. What animal or plant is it?

- Look scientifically at the animal or plant, what characteristics can you see?
- Are there are colours or markings that help to identify the animal or plant?





# Home Learning

Home Learning is set on a Friday afternoon via Google Classroom and must be turned in by the following Wednesday by 8:00am.

[Home](#) → [Our Learning](#) → [Home Learning - Homework](#)

## Home Learning - Homework

We believe home learning is a key way of preparing children for new learning and/or practising key skills they have learnt in school. Performance information shows that those children who continue their learning at home make comparatively better progress than their peers who do not.

There are often conflicting views amongst different members of the school community about homework expectations. Some people think children should be doing more than is asked of them and others think we are not asking for enough! At Hillcross, we have attempted to find a balance by providing some elements of home learning that are non-negotiable and some that are optional extras. We have also tried to incorporate a degree of flexibility for those parents who find it difficult to fit specifically structured tasks into their already busy lives.

**Directed home learning tasks will be set every Friday and will be due in by the following Wednesday.** All home learning tasks will be uploaded to Google Classroom. Please refer to the Google Classroom links on the right hand side of this page to find out how Google Classroom works.

Please refer to the Home Learning Policy for more information.

Investing time to support your child's home learning can really help improve their progress and achievement. Try to make homework part of the family routine and create the time and space for your child to do their homework without distraction from the TV or radio. Together we can make sure that your child achieves the best possible outcomes.

[Google Classroom Parent Guide](#)

[Google Classroom Presentation Video](#)

[How can I support my child at home?](#)

[Homework Help](#)

[Google Classroom: Viewing Feedback from Teachers](#)

[Home Learning Policy](#)

[Nursery Expectations](#)

[Reception Expectations](#)

[Year 1 Expectations](#)

[Year 2 Expectations](#)

[Year 3 Expectations](#)

[Year 4 Expectations](#)

[Year 5 Expectations](#)

[Year 6 Expectations](#)



# Home Learning

When your child enters Key Stage 1 there will be **statutory home learning set for them each week**. While we understand that this may be a **new aspect to school life** for some we also understand the importance of learning at home and continuing to work on their knowledge and skills with support from parents and guardians.

## Year Two - Weekly Expectations

- Reading (child reads to parent) recorded 5 times a week in line with our Reading Pledge in the Yellow Reading Log.\*
- Phonic/Spelling Key word activities as directed by the class teacher- completed work will be evidenced via Google Classroom (This may include photos).
- A maths activity will be set on Google Classroom each week - completed work will be evidenced via Google Classroom (This may include photos). This includes opportunities to practise fluency using 'Numbots' through the Times Table Rockstars website.
- [Reading Comprehension once a week](#).
- **Parents are asked to supervise daily handwriting practice for 5 minutes every day making reference to the Handwriting videos on the school website for accuracy.** Parents are encouraged to buy whiteboards and dry wipe pens for their children to practise handwriting at home as children tend to find this method of practice more appealing and it is also more financially and environmentally sustainable than using paper.

\*The children are able to change their books more frequently if they wish to do so.

To support your child at home, we will share information about our weekly focus in reading & maths lessons on Google Classroom, which will include suggestions for things you can do and/or areas for you to focus on when working with your child at home. This does not have to be evidenced and it is for your reference only.

**For more details, please refer to the Year 2 Home Learning page:**

<https://www.hillcross.merton.sch.uk/our-learning/home-learning-homework/year-2>



## Year 2 Spelling Words

door	only	after	prove
floor	both	fast	improve
poor	old	last	sure
because	cold	past	sugar
find	gold	father	eye
kind	hold	class	could
mind	told	grass	should
behind	every	pass	would
child	great	plant	who
children	break	path	whole
wild	steak	bath	any
climb	pretty	hour	many
most	beautiful	move	clothes

Hillcross Primary Handwriting Script

Aa Bb Cc Dd Ee Ff Gg

Hh Ii Jj Kk Ll Mm Nn

Oo Pp Qq Rr Ss Tt Uu

Vv Ww Xx Yy Zz

0 1 2 3 4 5 6 7 8 9

**Nurturing our children to think critically and creatively within a collaborative community.**

School Values: aspiration, challenge, compassion, responsibility and respect

# A Day in the Life



Hillcross School Weekly Timetable/ Year 2/Team Yew/ Week beginning 9/10/2023

Monday	8:30-8.45 EMW	8.50 - 9.50 Maths	9.50 - 10.10 Phonics	Break 10.10-10.25	Collective worship 10.30-10.50	10.50-12.00 English		L	12.45 - 1.00 Mastering number	Hand writing	Geography	Guided Reading
Tuesday	8:30-8.45 EMW	8.50 - 9.50 Maths	9.50 - 10.10 Phonics	Break 10.10-10.25	Collective worship 10.30-10.50	10.50-12.00 English		U	12.45 - 1.00 Mastering number	Hand writing	Science	Guided Reading
Wednesday	8:35-8.45 EMW	PPA Session 1		PPA Session 2	Break 10.30-10.45	PPA Session 3	Collective worship (in class)	N	12.45 - 1.00 Mastering number	Maths	RE	Guided Reading
Thursday	-8:35-8.45 EMW	Maths	9.50 - 10.10 Phonics	Break 10.10-10.25	Collective worship 10.30-10.50	10.50-12.00 English		C	12.45 - 1.00 Mastering number	Art Library (12.45 - 1.30)		Radical Reading
Friday	-8:35-8.45 EMW	8.50-10.00 English		Break 10.10-10.25	Collective worship 10.30-10.50	10.50-11.30 Music	11.30 - 12.00 Phonics	H	12.45 - 1.00 Mastering number	PSHE	Maths	Reading for pleasure

Nurturing our children to think critically and creatively within a collaborative community.

School Values: aspiration, challenge, compassion, responsibility and respect

# Routines



Encouraging independent self-care skills will build on the expectations from reception in terms of looking after belongings, organising personal possessions and using the **toilet**. The children will enter their classroom independently, ensuring they have all the required equipment for the day. Please help your child to be organised.

- Children in Year Two will be required to bring in a **Hillcross water bottle or coloured water bottle each day**. These should be clearly named.
- The Year Two children will be using the outside learning area as much as possible and should bring a coat and/or sunhat each day into school.
- Children should bring in a **small Hillcross rucksack**. They should keep their **Yellow Reading Record book in their bag** everyday, as this is where the teacher will record how the reading session went and provide a focus for you to work on . We ask that all **parents write / sign their child's Reading record daily** to inform staff of how their child's reading skills are developing. Staff will then reply to any messages and questions in this book on your child's day. There aren't necessarily specific days that your child will read, as on some days the teacher could read with 8 children, but on another only 2 due to events taking place. **Please return it daily.**

**Nurturing our children to think critically and creatively within a collaborative community.**

School Values: aspiration, challenge, compassion, responsibility and respect



# Healthy School



Hillcross has **Healthy Schools Status**. We are very committed to maintaining this standard and aim to promote and support healthy lifestyles and choices for the children, their families and ourselves.

- **Year 2 children will engage in two PE sessions each week. PE kits are a vital part of school equipment** to help teach the pupils about safety, health and hygiene. Year 2 children will be asked to come into school dressed in their PE kits on a **Wednesday**. Children will also need to have a **pair of indoor plimsolls or trainers to be kept in school**. These will be **worn in the gym as and when the PE session is lead in here**.
- All children should have a **balanced diet**, which includes **plenty of water and fruit**, alongside their three main meals. **Breakfast is essential** and we urge all families to ensure their children have a suitable breakfast before coming to school. Throughout their day they will have regular access to fresh drinking water **via their water bottle to keep them hydrated and alert for learning**.
- **Fruit is provided by the government fruit scheme** and children in Year Two will continue to have access to this daily. Please don't send in additional fruit for your child.

**Nurturing our children to think critically and creatively within a collaborative community.**

School Values: aspiration, challenge, compassion, responsibility and respect

# Other important Information



## **Friends of Hillcross (PTA)**

We are extremely lucky to have an active and hard working PTA, who organise a number of exciting fundraising activities throughout the year. Every parent or guardian with a child in the school are automatically members of the PTA. The aim of the PTA is to bring together parents, carers, teachers and others in the community who have an interest in supporting the school. Our main objective is to enhance the education of the children in the school. We do this by raising funds to enable the school to purchase the 'extras' that cannot be funded from the school budget. More information can be found on the school website.

## **Hillcross Children's Fund**

The purpose of the Hillcross Children's Fund is to provide additional materials and opportunities to enhance the learning experiences of our children. Contributions can be made by clicking on the QR Code displayed on the website and around the school, by Parentmail, by cash/cheque, through vouchers from Charity Trusts or by monthly standing order. We recommend setting up a monthly standing order as this is a much easier way to contribute. We suggest a contribution of £10 per month (£120 per year) or you can choose any amount that is affordable to you.

## **The 100 Club**

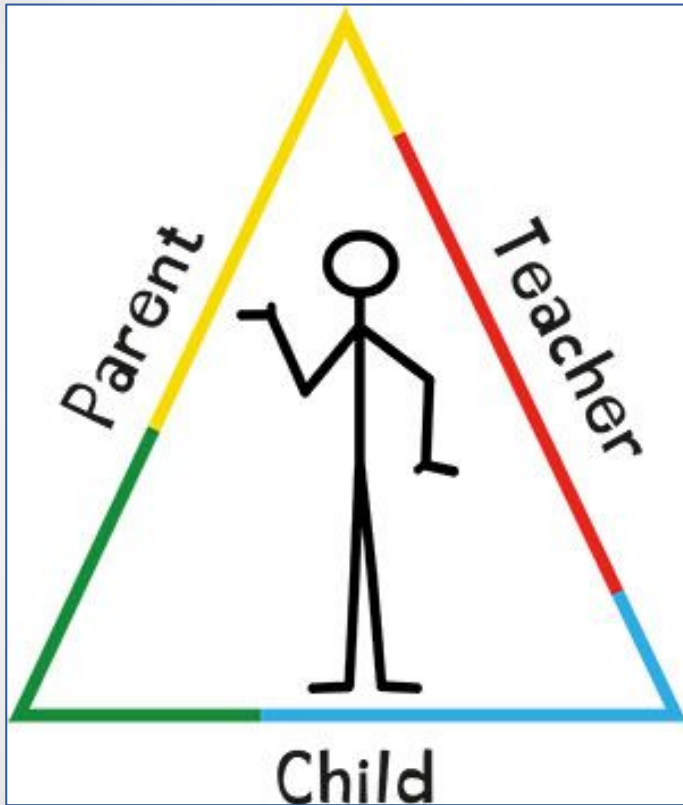
The Hillcross 100 Club as a fun way to raise additional funds for the school whilst also giving those who take part in the lottery style experience the chance to win some cash prizes. It is a monthly draw. Parents can pay £5 per month and are allocated a number (you can have more than one number if you wish to). Each month there are three prizes and the more members we have the more money you could win.

**Nurturing our children to think critically and creatively within a collaborative community.**

School Values: aspiration, challenge, compassion, responsibility and respect

# Last but definitely not least...

## Collaboration is key



Educating a child is a **team effort** and all three members of the team, child, parent and teacher, **need to play their part**. Each player occupying a corner of the triangle has a vital role to play. Take the child out of the picture and everything falls flat. Without the teacher, the triangle falls over and the same applies if we remove the parent. A triangle is a **stable structure** and can take on many forms and sizes and, because every child is different, it has to be so.

Please refer to our [Home School Agreement](#) and Acceptable Use Policies ([Child](#) and [Parent](#))