



Hillcross Primary School

**Information for Parents on
Thinking Maps**

Learning To Think and Thinking To Learn


What are we trying to achieve as a school ?

- Ensure Children make connections in their learning
- Create a common visual language for thinking
- Develop positive attitudes to learning
- Extending Learning and challenge all
- Developing flexible thinkers

Thinking Maps at Hillcross

- Thinking Maps are a visual tools to help children understand the thinking process behind each task. The maps act as a visual key to opening deeper thinking and enabling children to make connections in learning and develop higher order thinking skills.
- The maps are used across the school from Nursery o Year Six. All staff and children are trained in each map to ensure they fully understand the thinking process that is represented by the map. The Maps are used across the curriculum in all curriculum subjects.
- All Hillcross pupils should be confident in using each map. These Maps will be used in school and as a tool for home learning.

What are...




THINKING

MAPS[®]?

Thinking Maps® is not a curriculum, but rather, a set of tools to allow teachers to present their existing curriculum in a more meaningful way.

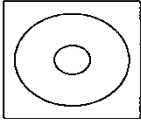
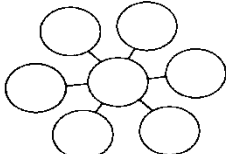
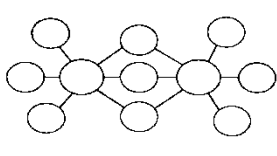
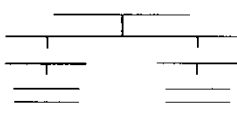
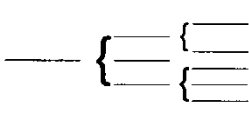
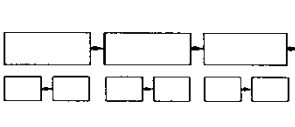
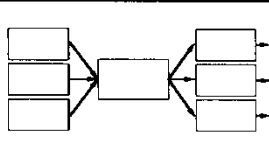
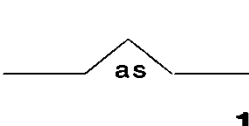
90% of all information that comes into our brain is visual



40% of all nerve fibres connected to the brain are linked to the retina



36,000 visual messages per hour may be registered by the eyes.

Thinking Maps an Overview

Questions from Texts, Teachers and Tests	Thinking Processes	Thinking Maps as Tools
How are you defining this thing or idea? What is the context? What is your frame of reference?	DEFINING IN CONTEXT	Circle Map 
How are you describing this thing? Which adjectives would best describe this thing?	DESCRIBING QUALITIES	Bubble Map 
What are the similar and different qualities of these things? Which qualities do you value most? Why?	COMPARING and CONTRASTING	Double Bubble Map 
What are the main ideas, supporting ideas, and details in this information?	CLASSIFYING	Tree Map 
What are the component parts and subparts of this whole physical object?	PART-WHOLE	Brace Map 
What happened? What is the sequence of events? What are the substages?	SEQUENCING	Flow Map 
What are the causes and effects of this event? What might happen next?	CAUSE and EFFECT	Multi-Flow Map 
What is the analogy being used? What is the guiding metaphor?	SEEING ANALOGIES	Bridge Map 



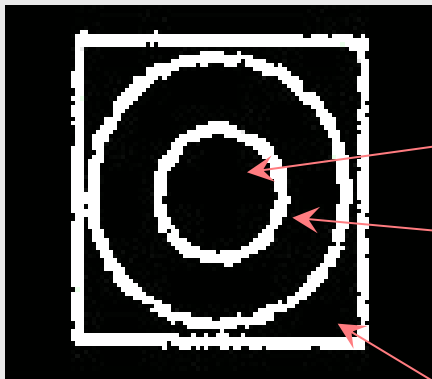
The Circle Map

For writing down our
ideas and thinking

Notemaking Guide for Learning Thinking Maps

Circle Map

LOOKS LIKE:



THINKING PROCESS:

Defining in context

NOTES:

Subject focus

Your ideas and
thinking regarding
this subject

Frame of Reference


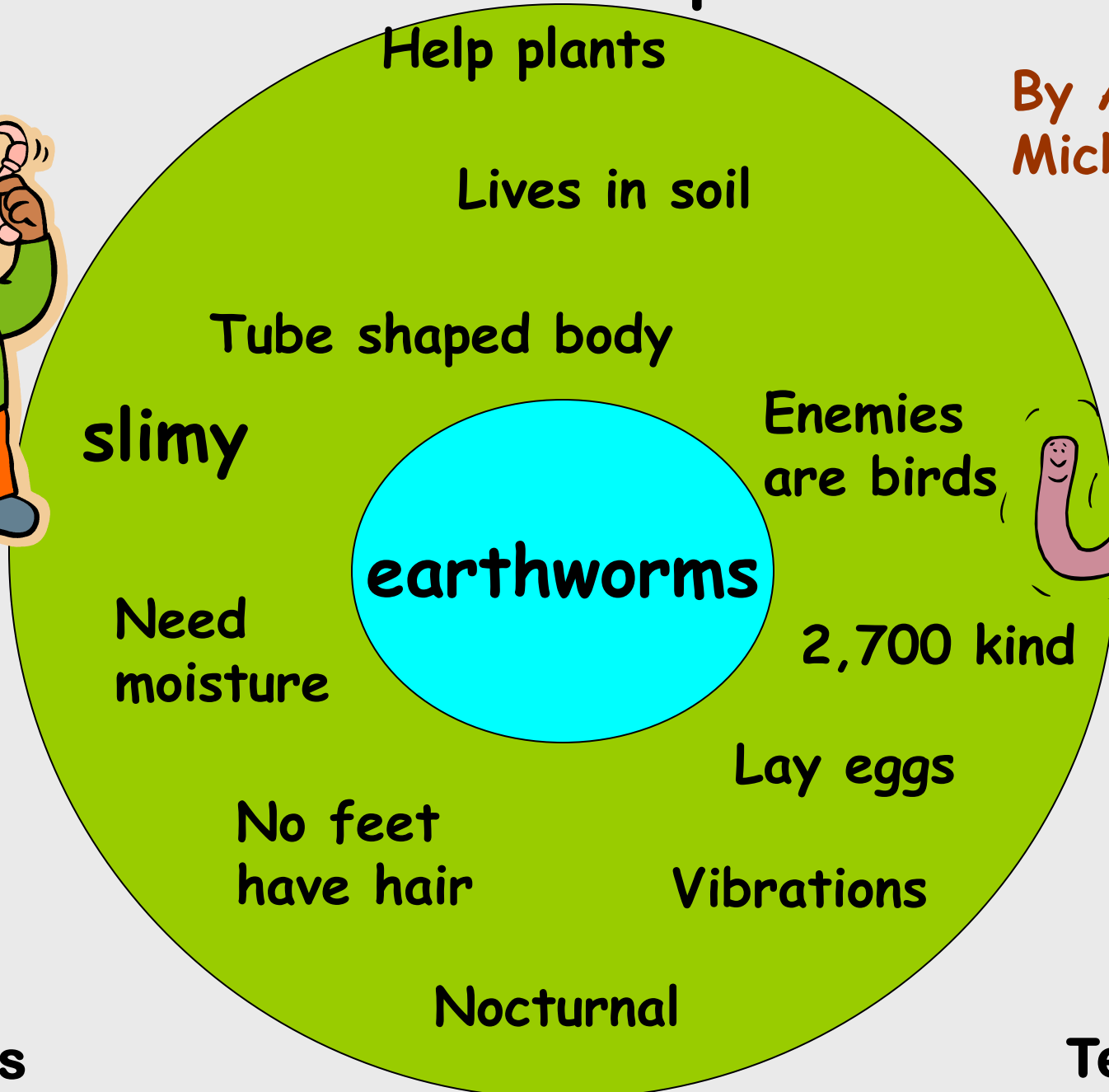
- How do you know this?
- Where did you get this information?

Science kit

Circle Map

Internet

By Alex and Michel



Books

Teacher

Grand Ma

Grand Grand

Dad



Grandpa

Friends

Couch

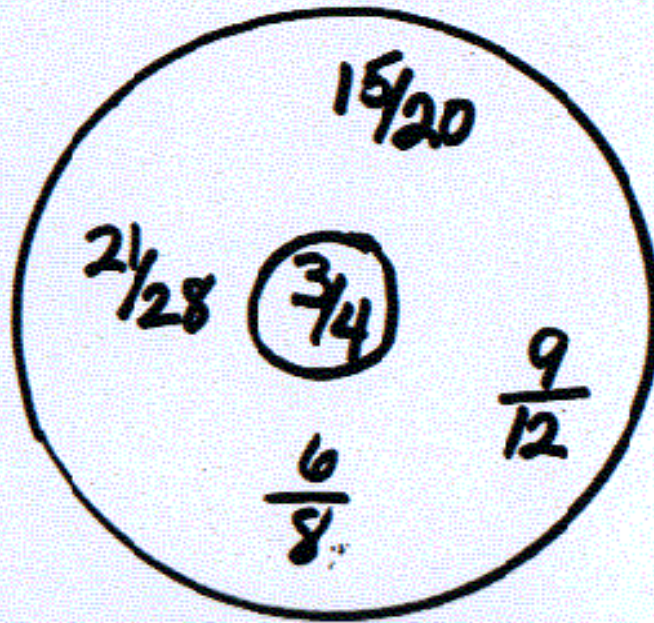
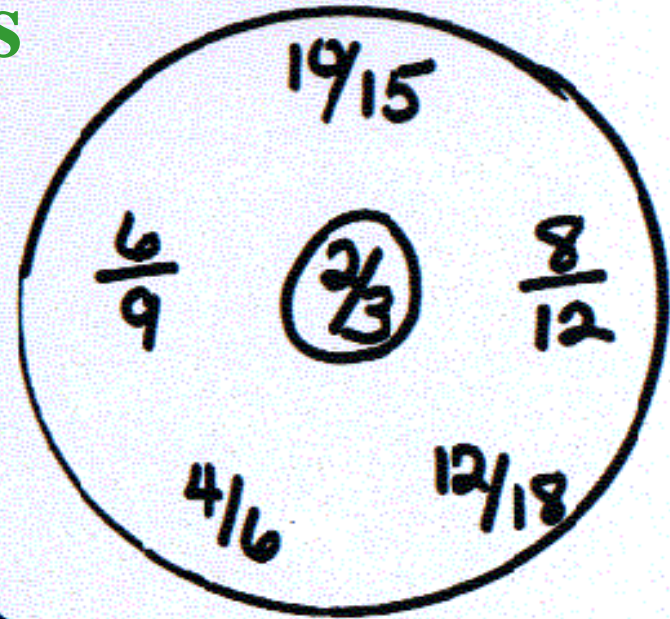
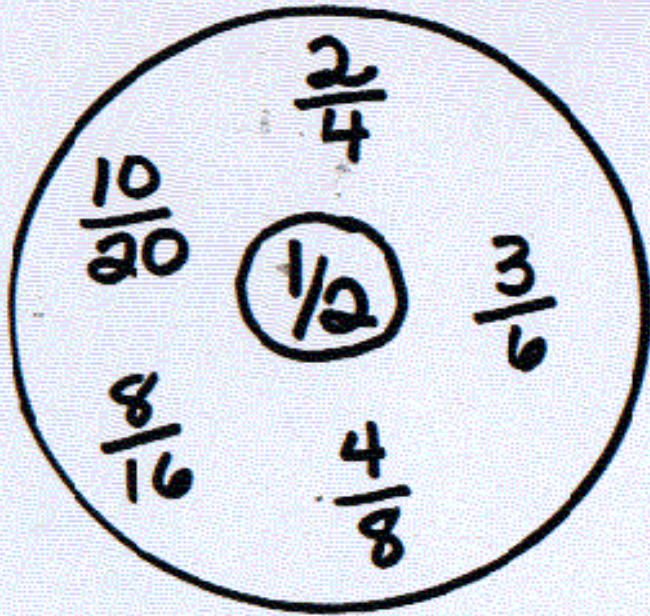
MOM

MaNa



PaPa

Equivalent Fractions

Mathematics



Circle Map



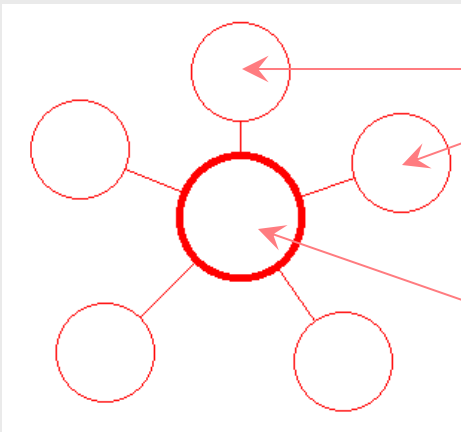
The Bubble Map

For describing things

Notemaking Guide for Learning Thinking Maps

Bubble Map

LOOKS LIKE:



THINKING PROCESS:

Describing (adjectives
or adj. phrases only)

SEE SECTION 1: 1-18 TO 1-23

NOTES:

Adjective, phrase,
character trait

Thing you are
describing

Attributes: Maths

Properties: Science

Adjectives Only!

Using the Bubble Map

- Task ~ Describe the chocolate on your table!!
- Adjectives/ adjectival phrases only.





brave

happy

scared/
frightened

loved

talented

curious

scarred

homeless

magical

Harry was hated by the Dursleys because he was magical



Harry was hated by the Dursleys because he was magical

anxious

sad

daring

famous



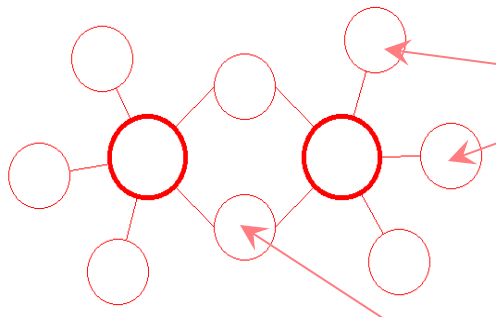
The Double Bubble Map

For comparing & contrasting

Notemaking Guide for Learning Thinking Maps

Double Bubble Map

LOOKS LIKE:



THINKING PROCESS:

Compare/contrast,
similar /different

SEE SECTION 1: 1-18 TO 1-23

NOTES:

Differences

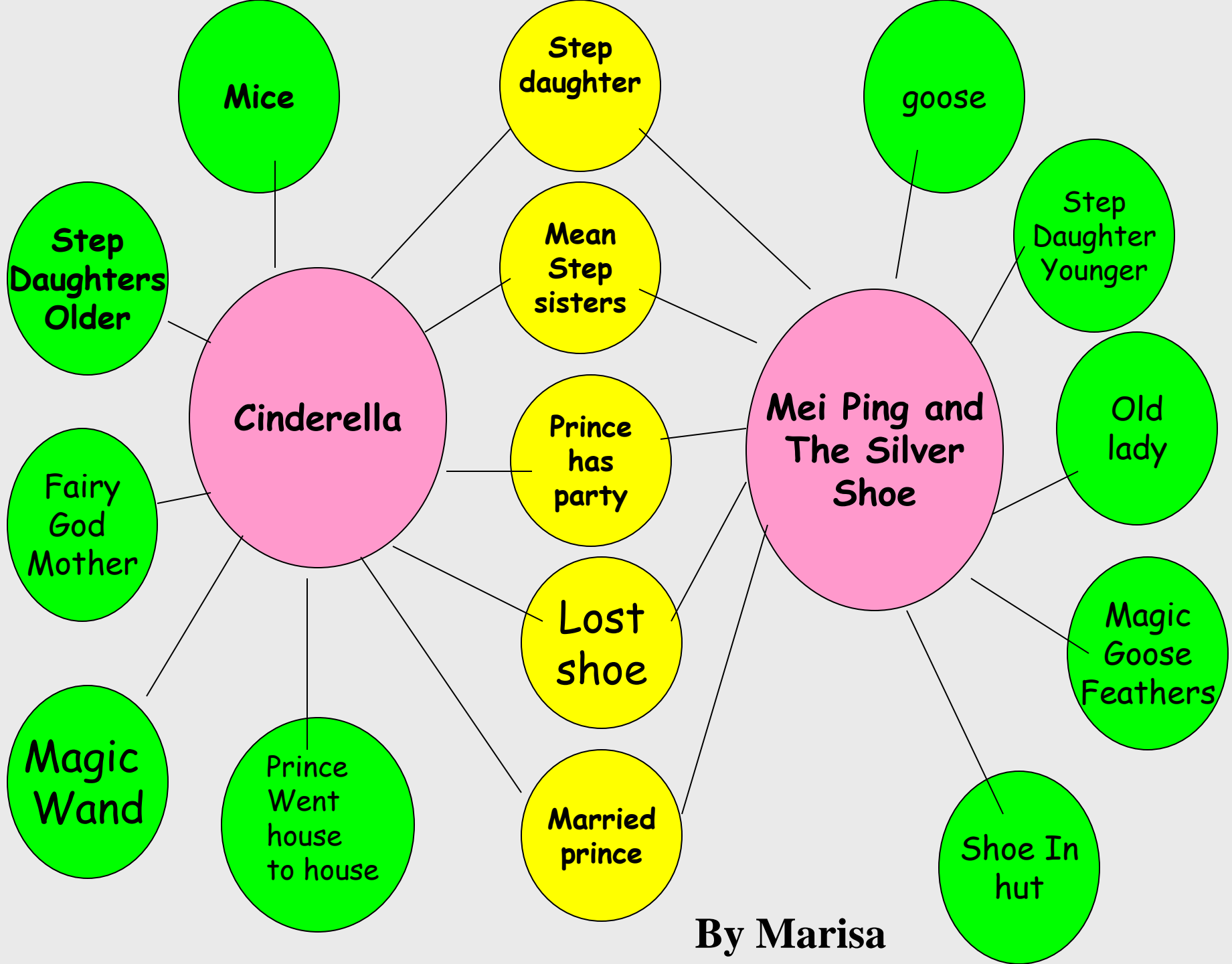
Similarities

Unique: Common

Alike: Different

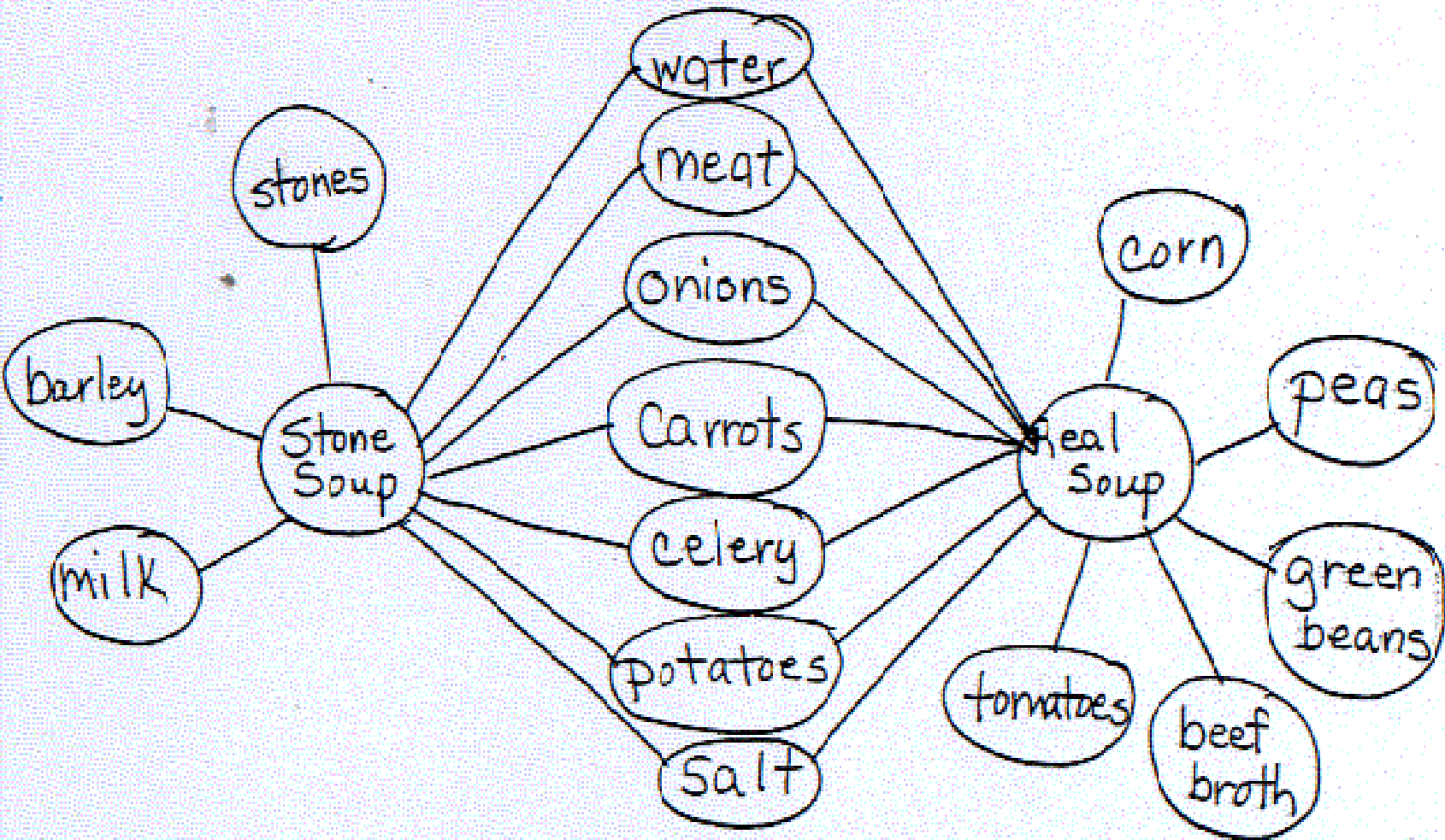
Related to the
Venn Diagram

Colour Code

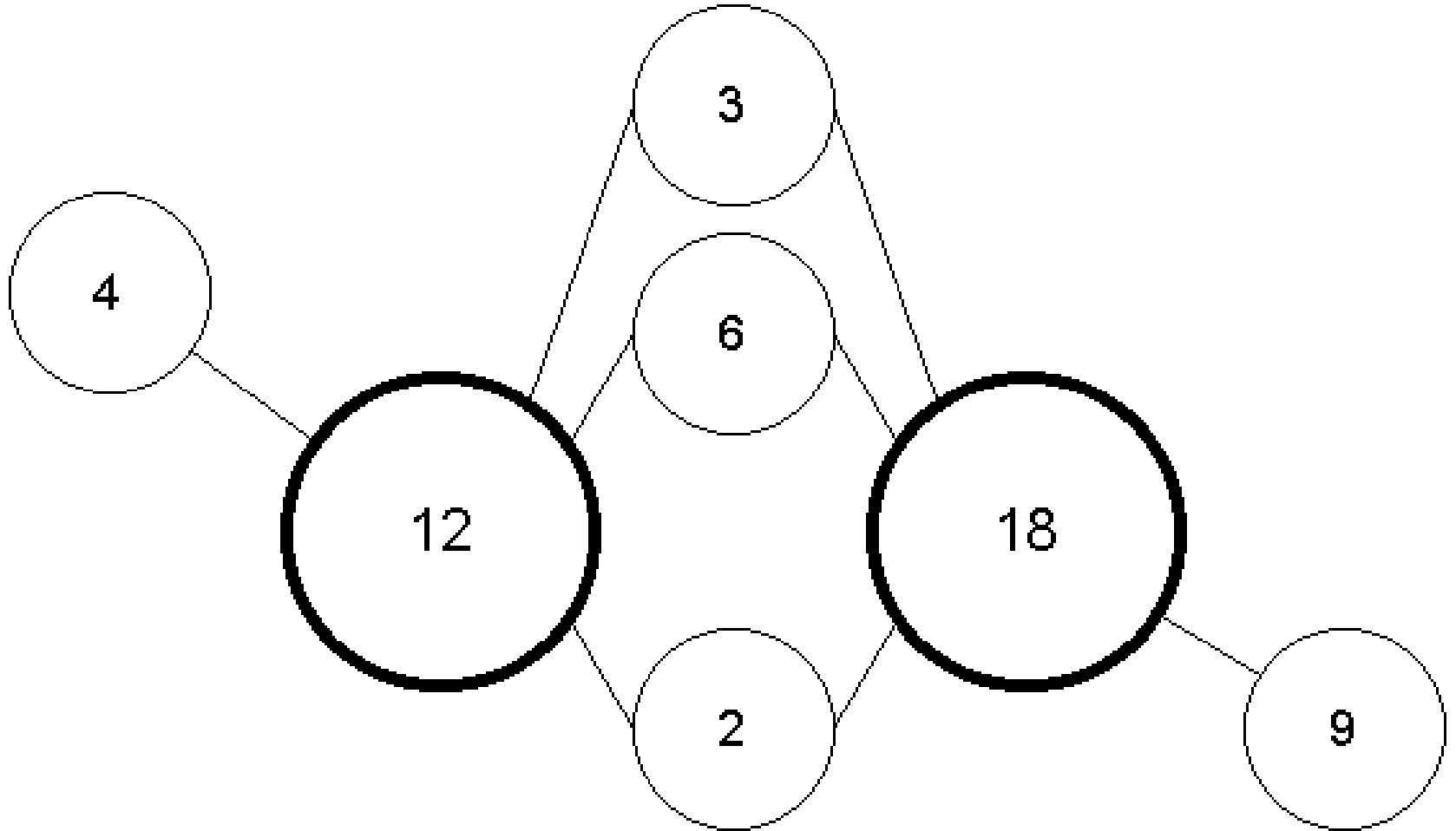


By Marisa

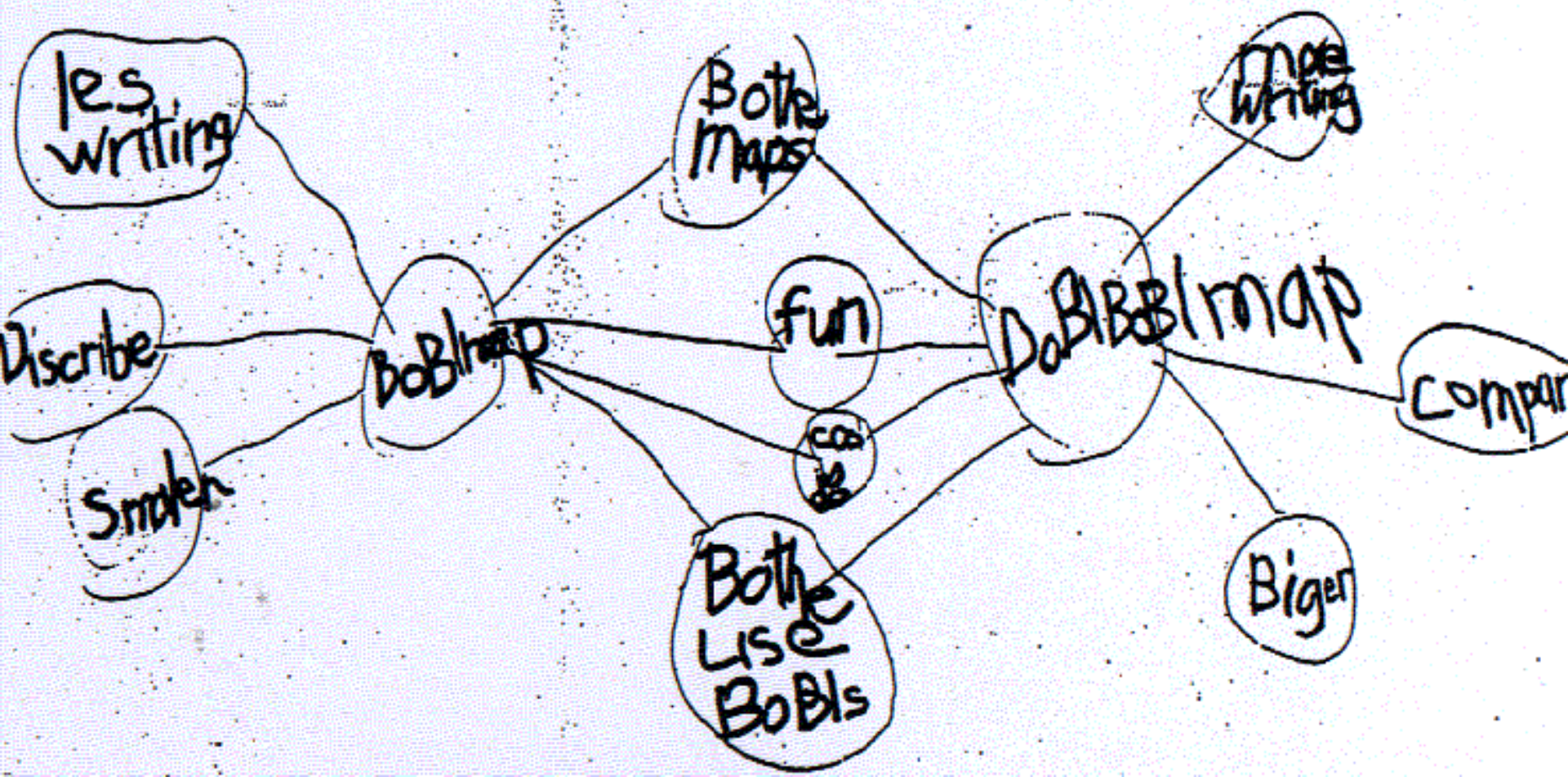
Literature

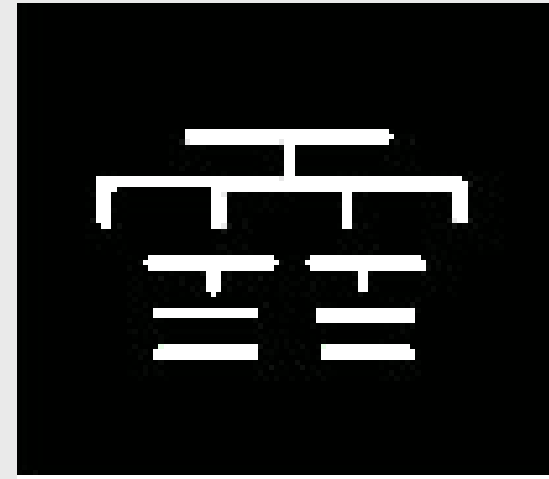



K - Claremont



DOBI BOBI MAP





The Tree Map

For sorting and classifying

Notemaking Guide for Learning Thinking Maps

Bubble Map

LOOKS LIKE:



THINKING PROCESS:



NOTES:

Adjective, phrase,
character trait

Attributes:

Properties:

Thing you are
describing



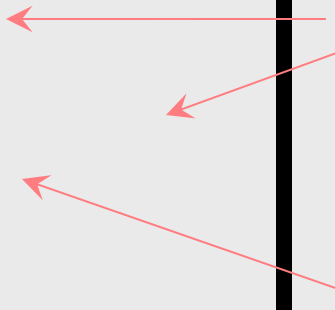
The Flow Map

For sequencing and ordering
events and thinking

Notemaking Guide for Learning Thinking Maps

Bubble Map

LOOKS LIKE:



THINKING PROCESS:

SEE SECTION 1: 1-18 TO 1-23

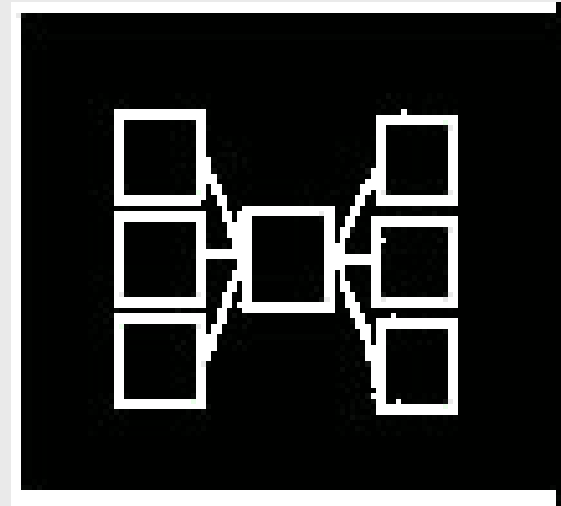

NOTES:

Adjective, phrase,
character trait

Attributes:

Properties:

Thing you are
describing



The Multi-Flow Map

For understanding Cause and Effect

Notemaking Guide for Learning Thinking Maps

Bubble Map

LOOKS LIKE:



THINKING PROCESS:

SEE SECTION 1: 1-18 TO 1-23

NOTES:

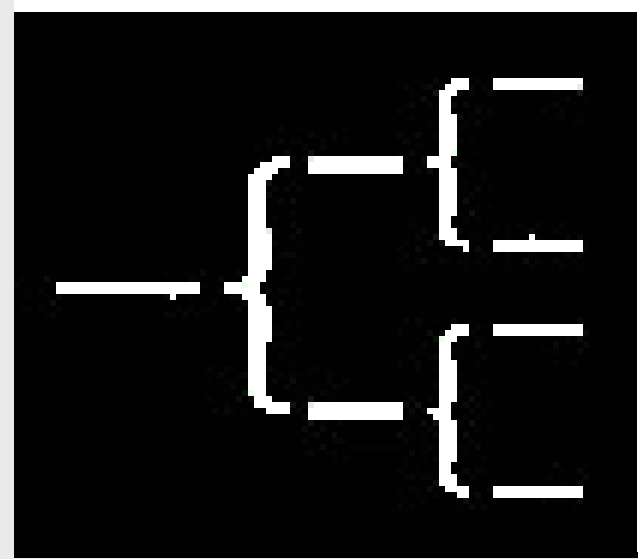

Adjective, phrase,
character trait

Attributes:

Properties:

Thing you are
describing

!



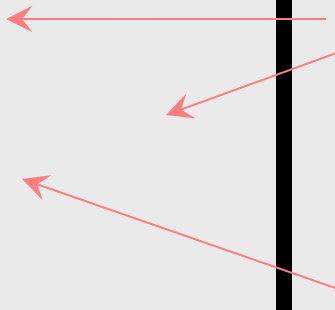
The Brace Map

Part to whole

Notemaking Guide for Learning Thinking Maps

Bubble Map

LOOKS LIKE:



THINKING PROCESS:

SEE SECTION 1: 1-18 TO 1-23



NOTES:

Adjective, phrase,
character trait

Attributes

Properties:

Thing you are
describing



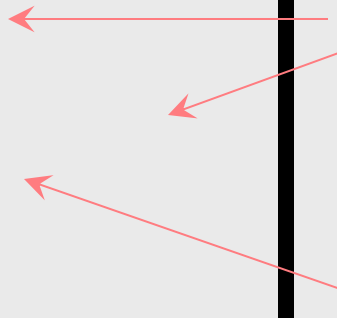
The Bridge Map

Seeing Analogies

Notemaking Guide for Learning Thinking Maps

Bubble Map

LOOKS LIKE:



THINKING PROCESS:

SEE SECTION 1: 1-18 TO 1-23

NOTES:

Adjective, phrase,
character trait

Attributes

Properties:

Thing you are
describing

In Partnership With Your child



“Believe in Yourself and Reach for
the Stars!”